



Mito™ 5 Whirlpool Bath

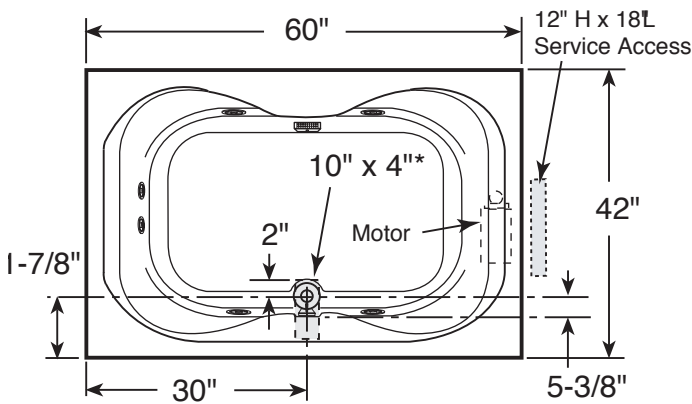
H520 Mito™ 5 Whirlpool Bath, Right Hand Pump

H519 Mito™ 5 Whirlpool Bath, Left Hand Pump

Mito™ 5 Soaker Bath

H521 Mito™ 5 Bath

- Center Drain Location
- Accessories / Hardware:
 - Trip-Lever Drain Kit #X559
 - Rotary Drain Kit, 26" Cable #8730
 - TheraPro Jet Trim Kit: #GU44
 - AccuPro Jet Trim Kit: #GU45
- Trim Kit Finishes Available:
 - (827) - Chrome
 - (826) - Brushed Nickel
 - (849) - Oil Rubbed Bronze



Product Shown: Mito™ 5 Whirlpool Bath Right Hand Shown

Model: H520

* Measurements inside unit represent cutout in floor to allow for drain/overflow. Minimum Service Access dimensions given.

INSTALLATION NOTES

Refer to installation instructions included with fixture before beginning installation. Please confirm product availability and specifications before commencing with any installation work.

PRODUCT SPECIFICATIONS AND AVAILABILITY ARE SUBJECT TO CHANGE WITHOUT NOTICE.

Technical Specifications

DIMENSIONS

60" L x 42" W x 21" H
(1524 mm) L x (1067 mm) W x (533 mm) H

DRAIN/OVERFLOW

A: 17-1/2" (445 mm) B: 11-7/8" (302 mm)

CUTOUT

58" x 40"

TOTAL WEIGHT

H520, H519: 866 lb (393 kg) / 50 lb/sq. ft. (242 kg/m²)
H521: 842 lb (382 kg) / 48 lb/sq. ft. (235 kg/m²)

OPERATING GALLONAGE

62 U.S. Gal. (235 Liters)

PRODUCT WEIGHT

H520, H519: 100 lb (45 kg)
H521: 76 lb (35 kg)

SKIRT MOUNTING

Optional U-Frame: P/N F955

ELECTRICAL SPECIFICATIONS MODELS H520, H519 ONLY

Requires a dedicated GFCI protected separate circuit.

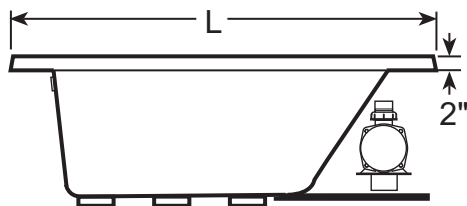
Motor/Pump: 120 VAC, 15 AMP, 60 Hz.

RapidHeat™: 120 VAC, 15 AMP, 60 Hz.

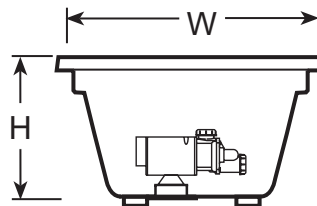
HEATER (OPTIONAL) MODELS H520, H519 ONLY

Requires a dedicated GFCI protected separate circuit.

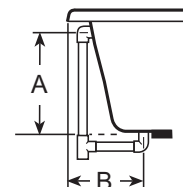
RapidHeat™: P/N S750000



SIDE VIEW



END VIEW



DRAIN/OVERFLOW