



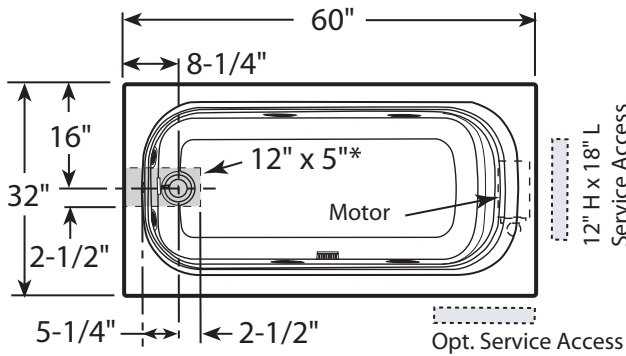
Luxura™ 5 Whirlpool Bath with 3 Tile Flange

- F94 Luxura™ 5 Whirlpool Bath with 3 Tile Flange Right Hand
- F941 Luxura™ 5 Whirlpool Bath with 3 Tile Flange Left Hand

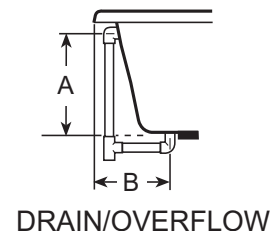
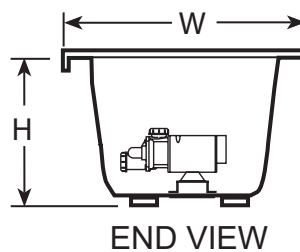
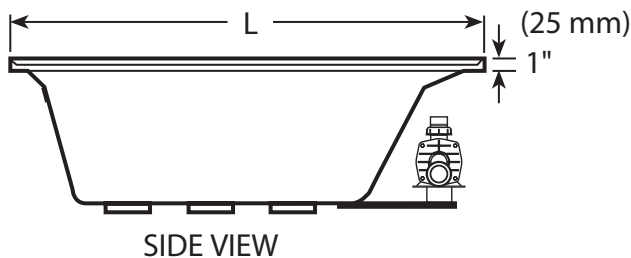
Luxura™ 5 Bath with 3 Tile Flange

- H168 Luxura™ 5 Bath with 3 Tile Flange Right Hand
- F943 Luxura™ 5 Bath with 3 Tile Flange Left Hand

- Right and Left Hand Drain Location
- Accessories / Hardware:
 - Trip-Lever Drain Kit #X559
 - Rotary Drain Kit, 26" Cable #8730
 - TheraPro Jet Trim Kit: #GU44
 - AccuPro Jet Trim Kit: #GU45
- Trim Kit Finishes Available:
 - (827) – Chrome
 - (826) – Brushed Nickel
 - (845) – Oil Rubbed Bronze



Product Shown: Luxura™ 5 Whirlpool Bath with 3 Tile Flange Left Hand Model: F941
 * Measurements inside unit represent cutout in floor to allow for drain/overflow.
 Minimum Service Access dimensions given.



INSTALLATION NOTES

Refer to installation instructions included with fixture before beginning installation. Please confirm product availability and specifications before commencing with any installation work.

PRODUCT SPECIFICATIONS AND AVAILABILITY ARE SUBJECT TO CHANGE WITHOUT NOTICE.

Technical Specifications

DIMENSIONS

60" L x 32" W x 20-1/4" H
 (1524 mm) L x (813 mm) W x (514 mm) H

DRAIN/OVERFLOW

A: 15-1/4" (387 mm) B: 8-1/4" (210 mm)

CUTOUT

Not Applicable

TOTAL WEIGHT

F941, F942: 697 lb (264 kg) / 52 lb/sq. ft. (255 kg/m²)
 F943, H168: 672 lb (305 kg) / 50 lb/sq. ft. (246 kg/m²)

OPERATING GALLONAGE

44 U.S. Gal. (167 Liters)
 Max. 50 U.S. Gal. (189 Liters)

PRODUCT WEIGHT

F941, F942: 80 lb (36 kg)
 F943, H168: 55 lb (25 kg)

SKIRT MOUNTING

Optional, U-Frame: P/N F954

ELECTRICAL SPECIFICATIONS MODELS F941, F942 ONLY

Requires a dedicated GFCI protected separate circuit.

Motor/Pump: 120 VAC, 15 AMP, 60 Hz.

RapidHeat™: 120 VAC, 15 AMP, 60 Hz.

HEATER (OPTIONAL) MODELS F941, F942 ONLY

Requires a dedicated GFCI protected separate circuit.

RapidHeat™: P/N S750000